MANUFACTURED HOUSING

UPFLOW / DOWNFLOW - FURNACES

AEN SERIES

- TWO-PIECE
- ELECTRIC



Unit shown with service panels removed. Representative image only. Some models may vary in appearance.

APPLICATION VERSATILITY

One model that delivers 2 to 5 tons of cooling or heating airflow. Upflow (with MAD coil box) and downflow applications. Can be installed in closet and alcove.

240V CONSTANT TORQUE ECM MOTOR

Pre-programmed, 5-speed, 208V/240V ECM motors that ensure higher efficiency and increased energy savings by delivering constant torque during operation. Motors are pre-programmed with speeds and torques at the factory for optimal performance and reliability. Direct drive blowers circulate air quietly and efficiently. Motor speeds and torques programmed in the motor. Blowers mounted on rails so they can be easily removed for service.

ELECTRONIC CIRCUIT BOARD

Electronic circuit board provides 30 secs ON/OFF blower time delay extracting more heat/cool from the coil. Automotive pull-style fuse integrated into board for easy diagnosis and replacement of fuse.

CABINET

Sturdy, galvanized steel cabinet with painted front panels. Cabinet fully insulated with 1/2" micro mat non-hygroscopic insulation to prevent sweating, to encapsulate glass fibers, and to provide excellent R-value. Stick pins ensure insulation remains in place.

BLOWER

Direct drive blowers circulate air quietly and efficiently. Blowers mounted on rails so they can be easily removed for service.

MODULAR ELECTRIC HEAT KITS

Heat kits available with either circuit breakers or terminal blocks. Available from 3 to 20 KW. Models with electric heat include sequencers and temperature limit switches for safe, efficient operation. Modules are easily installed in the field using molex plugs or can be ordered factory-installed. Controls are accessible from the front for easy service. Disconnect does not protrude through the wall panel.

WARRANTY Five-year limited parts warranty with registration.

OPTIONS Ask your local Aspen Sales Rep for customization options.

R51341 11/25

ASSEMBLED IN THE USA TRUSTED QUALITY SINCE 1975 · MEMBER AHRI AIR-CONDITIONING, HEATING, & REFRIGERATION INSTITUTE · HARDI Heating, Air-conditioning & Refrigeration Distributors International PROUD MEMBER · INTERTEK ETL LISTED c US · R-410A • R-22 • R-454B • R-32 REFRIGERANT READY WHEN PROPER METERING DEVICE IS USED · 5 YEAR LIMITED WARRANTY*

In keeping with its commitment to continuous improvement. Aspen Manufacturing reserves the right to make changes without notice and incurring obligation. To stay up-to-date with this product and Aspen's trusted line of coils, air handlers, and more, go to our website. © 2026 Aspen Manufacturing. All Rights Reserved

Phone: 281.441.6500 **Toll Free:** 800.423.9007 **Fax:** 281.441.6510 **Customer Service:** info@aspenmfg.com **Warranty Team:** warranty@aspenmfg.com

HEATING/COOLING PERFORMANCE & ELECTRICAL DATA

MODEL	NOM. COOLING (BTU)	ELECTRIC HEAT KIT MODEL	PERFORMANCE DATA					ELECTRICAL DATA			
			MIN SPEED TAP	HEATING (KW)		HEATING CAPACITY (MBTU)		MIN. CIRCUIT AMPACITY (MCA)		MAX. BREAKER OR FUSE SIZE	
				208V	240V	208V	240V	208V	240V	208V	240V
AEN	24,000 - 60,000"	F(C,T)L00	-	0.0	0.0	0.0	0.0	6.8	6.8	15A	15A
		F(C,T)L03	T1	2.3	3.0	7.8	10.2	20.3	22.4	25A	25A
		F(C,T)L05	T1	3.6	4.8	12.3	16.4	28.4	31.8	30A	35A
		F(C,T)L08	T4	6.0	8.0	20.5	27.3	42.8	48.4	45A	50A
		F(C,T)L10	T4	7.2	9.6	24.6	32.7	50.0	56.8	50A	60A
		F(C,T)L15	T4	7.2/3.6	9.6/4.8	24.6/12.3	32.7/16.4	50.0/21.6	56.8/25.0	50A/25A	60A/25A
		F(C,T)L20	T4	7.2/7.2	9.6/9.6	24.6/24.6	32.7/32.7	50.0/43.3	56.8/50	50A/45A	60A/50A

BLOWER DATA

MODEL	240V ECM MOTOR			CFM VS EXTERNAL STATIC								
	SPEED TAP	HP	AMP	0.1	0.2	0.3	0.4	0.5	0.6	0.7	0.8	0.9
AE*-S	T1	3/4	5.4	930	860	805	750	685	605	560	520	480
	T2	3/4	5.4	1155	1070	1015	950	885	930	795	730	660
	T3	3/4	5.4	1375	1305	1255	1180	1130	1070	1030	980	920
	T4	3/4	5.4	1500	1430	1375	1315	1260	1210	1155	1100	1040
	T5	3/4	5.4	1850	1800	1760	1700	1650	1530	1400	-	-

CHASSIS NOMENCLATURE

AEN	-003
AEN = 240V Constant torque ECM Manufactured Housing Electric Furnace	OPTION CODE

ELECTRIC HEAT KIT NOMENCLATURE

HEAT KIT SERIES	POWER CONNECTION	CABINET SIZE & NOM. TON.	HEAT STRIP
F	C	L	00
ELECTRIC HEAT	**C** = CIRCUIT BREAKER **T** = TERMINAL BLOCK	L	**00** = 0 KW **05** = 5 KW **10** = 10 KW **20** = 20 KW **03** = 3 KW **08** = 8 KW **15** = 15 KW

In keeping with its commitment to continuous improvement. Aspen Manufacturing reserves the right to make changes without notice and incurring obligation. To stay up-to-date with this product and Aspen's trusted line of coils, air handlers, and more, go to our website. © 2026 Aspen Manufacturing. All Rights Reserved

Phone: 281.441.6500 **Toll Free:** 800.423.9007 **Fax:** 281.441.6510 **Customer Service:** info@aspenmfg.com **Warranty Team:** warranty@aspenmfg.com

FIGURE 1 - CABINET DIMENSIONS

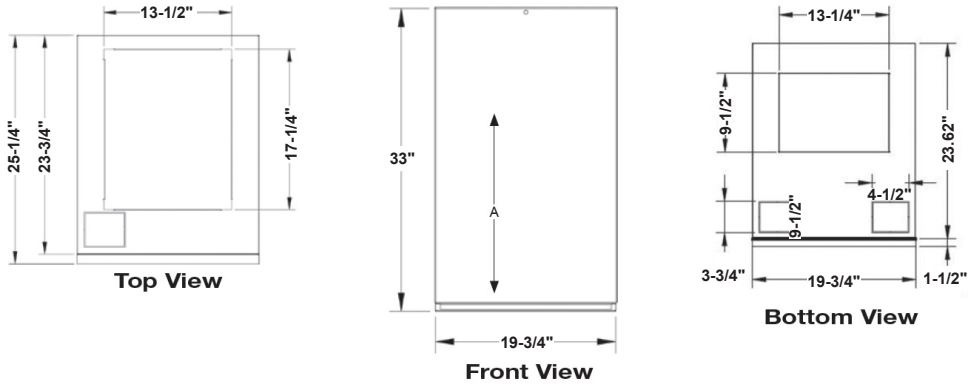

SHIPPING SPECIFICATIONS (In.) - FIGURE 1		
MODEL	WEIGHT (LB)	SKID QTY
AEN	85	4

FIGURE 2 - MAD-1/MAD-2/MAD-3 CABINETS

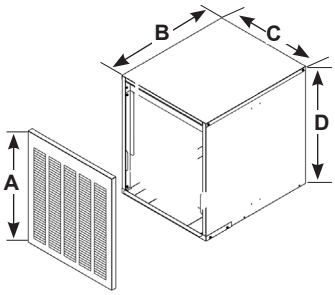

MAD CABINET DIMENSIONS (In.) - FIGURE 2				
PANEL MODEL	OPENING SIZE		PANEL SIZE	
	A	B	C	D
MAD-01(L)	18	23-1/2	19-3/4	18
MAD-02(L)	24	23-1/2	19-3/4	24
MAD-03(L)	36	23-1/2	19-3/4	36

FIGURE 3 - MAD-04 CABINETS

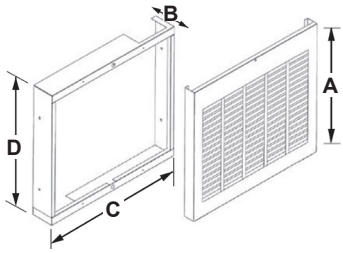

MAD CABINET DIMENSIONS (In.) - FIGURE 3				
PANEL MODEL	OPENING SIZE		PANEL SIZE	
	A	B	C	D
MAD-04(L)	24	3	19-3/4	24

FIGURE 4 - MAD-7/MAD-8/MAD-9 CABINETS

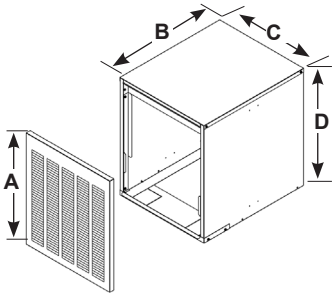

MAD CABINET DIMENSIONS (In.) - FIGURE 4					
COIL CABINET APPLICATION	PANEL MODEL	OPENING SIZE		PANEL SIZE	
		A	B	C	D
DOWNFLOW (FRONT RETURN)	MAD-7	24	23-1/2	19-3/4	24
UPFLOW (BOTTOM RETURN)	MAD-8	24	23-1/2	19-3/4	24
DOWNFLOW (TOP RETURN)	MAD-9	24	23-1/2	19-3/4	24

In keeping with its commitment to continuous improvement. Aspen Manufacturing reserves the right to make changes without notice and incurring obligation. To stay up-to-date with this product and Aspen's trusted line of coils, air handlers, and more, go to our website. © 2026 Aspen Manufacturing. All Rights Reserved

Phone: 281.441.6500 **Toll Free:** 800.423.9007 **Fax:** 281.441.6510 **Customer Service:** info@aspenmfg.com **Warranty Team:** warranty@aspenmfg.com